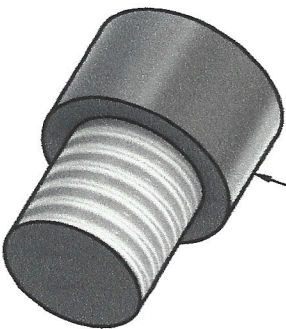



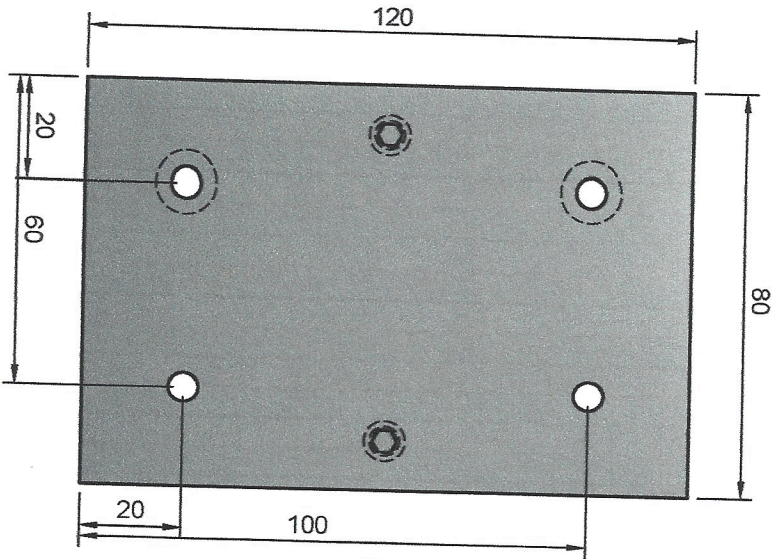
74 PIECES



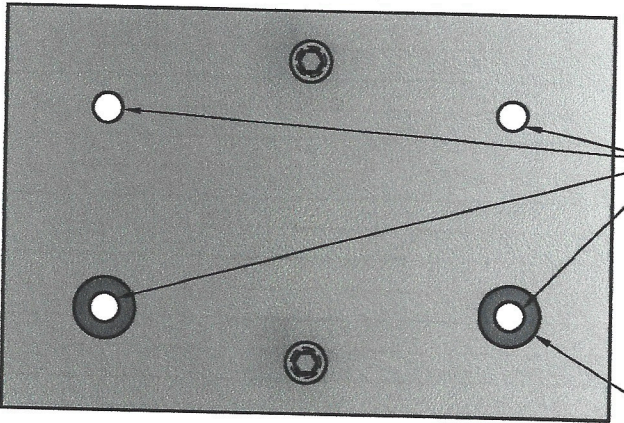
Modified M6 Socket Cap Screw
Head turned down to 8.1mm
Used as a guide to travel along
Extrusion slots.

Dept.	Technical reference	Created by Pithy Bikes 10/25/2024	Approved by
304 L	Document type	Document status	DWG No.
	Title Jig V2_ Extrusion Slot Index Screw	Rev.	Date of Issue
		Sheet 1/1	

1:1 Scale

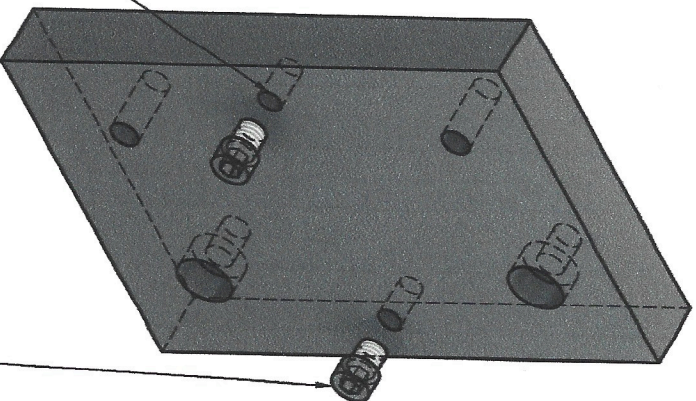


1 PIECE



M6 Tap

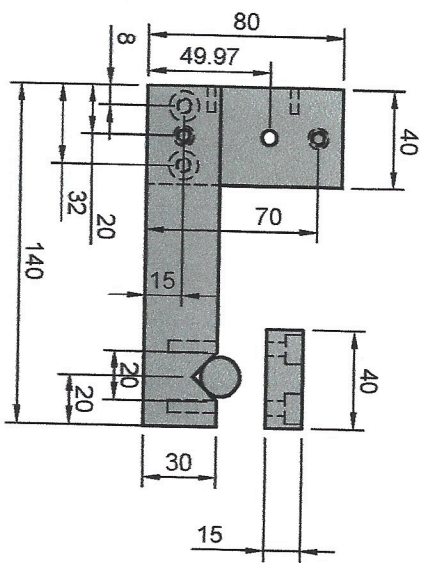
Extrusion Slot Index Screw



Dept.	Technical reference	Created by	Approved by
ALUG		Pitthy Bikes	
	Document type	10/25/2024	Document status
	Title		DWG No.
	JigV2_Axle_Base		
Rev.	Date of Issue	Sheet	
		1/1	

M4 Tap
For Optional Scale Indicator

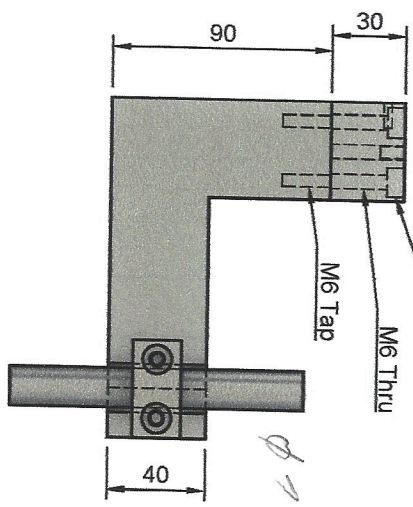
1 PIECE IDE
CH 4 QUE



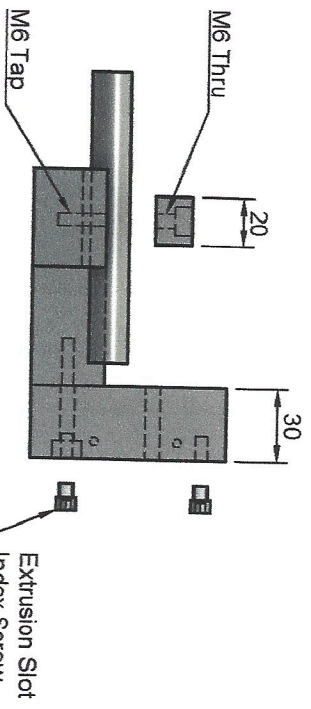
Counter Sink M6 Head

M6 Tap

M6 Thru



Ø 90. PAS A FAIRE 1 QUE 1/2



M6 Thru

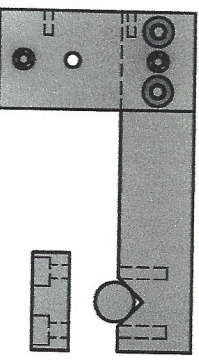
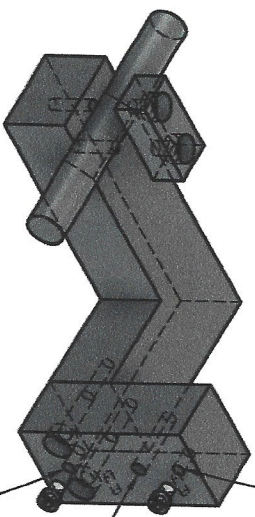
M6 Tap

Extrusion Slot
Index Screw

M6 Tap

M6 Thru

M6 Tap



Dept.

Technical reference

Created by

Pitthy Bikes

10/25/2024

Approved by

Document type

Document status

Title

JigV2_Axle_Arm

ALL 4 C

DWG No.

Rev.

Date of issue

Sheet

1/1